



TOOL-FLO



TOOL-FLO
LINE 322-02
698.17

TOOL-FLO
CR-SB75-4E
TF22675

TOOL-FLO
CR-SR 3E
TF 33417

TOOL-FLO
CR-SR 4E
TF0510_1000

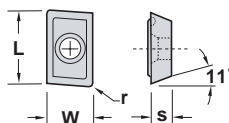
TOOL-FLO
LNCX 1806AZ-R11
ACS T7

MILLING



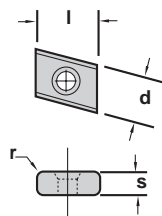
MILLING INSERTS

APKT



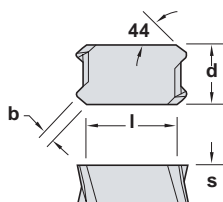
Description	EDP Code	L	W	s	r	GP201	AC202	AG6M	P56M	G55M	P5M	GP5	AC5
APKT 1003PDER-SCM	MAPKT1003SCM	0.413	0.263	0.137	0.019	●	●		●		●		

CDE



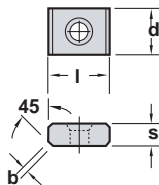
Description	EDP Code	l	d	s	r	C56	AC202	AG6M	P56M	G55M	P5M	GP5	AC5
CDE 313-R01	MC31301R	0.375	0.437	0.187	.020 x 45°							●	
CDE 313-R15	MC31305R	0.375	0.437	0.187	0.125							●	
CDE 313-R64	MC31364R	0.375	0.437	0.187	0.060							●	
CDE 322-L02	MC32202L	0.500	0.375	0.150	0.060							●	
CDE 322-L03	MC32203L	0.500	0.375	0.150	0.090							●	●
CDE 322-L04	MC32204L	0.500	0.375	0.150	0.125							●	
CDE 322-L05	MC32205L	0.500	0.375	0.150	0.031	●						●	
CDE 322-R02	MC32202R	0.500	0.375	0.150	0.060							●	
CDE 322-R03	MC32203R	0.500	0.375	0.150	0.090							●	●
CDE 322-R04	MC32204R	0.500	0.375	0.150	0.125							●	
CDE 322-R05	MC32205R	0.500	0.375	0.150	0.031	●						●	
CDE 322-R10	MC32210R	0.500	0.375	0.150	0.015							●	
CDE 323-L05	MC32305L	0.500	0.375	0.187	0.031	●						●	
CDE 323-R01	MC32301R	0.500	0.375	0.187	.020 x 45°							●	
CDE 323-R05	MC32305R	0.500	0.375	0.187	0.031	●						●	
CDE 334-R04	MC33404R	0.750	0.375	0.250	0.030							●	
CDE 334-R09	MC33409R	0.750	0.375	0.250	0.030							●	
CDE 424-R01	MC42401R	0.500	0.562	0.250	.020 x 45°							●	
CDE 424-R22	MC42422R	0.500	0.562	0.250	0.060							●	
CDE 424-R24	MC42424R	0.500	0.562	0.250	0.125							●	

LNCX



Description	EDP Code	l	d	s	b	GP201	AC202	AG6M	P56M	G55M	P5M	GP5	AC5
LNCX 1806AZ-L11	MLNCXL	0.739	0.394	0.250	0.085							●	●
LNCX 1806AZ-R11	MLNCXR	0.739	0.394	0.250	0.085							●	●

LNE

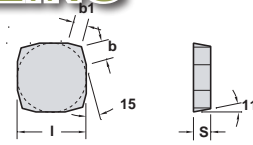


Description	EDP Code	l	d	s	b	C56	AC202	AG6M	P56M	G55M	P5M	GP5	AC5
LNE 323-02	ML323	0.625	0.375	0.187	.030 x 45°							●	
LNE 323-04	ML32304	0.625	0.375	0.187	0.060							●	
LNE 323-88	ML32388	0.625	0.375	0.187	.060 x 45°							●	
LNE 324-01	ML32401	0.625	0.375	0.250	0.060							●	
LNE 324-05	ML32405	0.625	0.375	0.250	.030 x 45°							●	
LNE 324-11	ML32411	0.625	0.375	0.250	0.125							●	
LNE 324-47	ML32447	0.625	0.375	0.250	.060 x 45°							●	
LNE 434-02	ML43402	0.750	0.562	0.187	.030 x 45°	●						●	
LNE 443-01	ML44301	1.000	0.562	0.187	0.093							●	



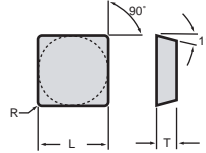
SEKN

MILLING



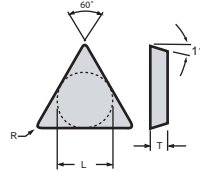
Description	EDP Code	I	s	b	b1	AG450	A460	AG501	P56M	G55M	P5M	GP5	AT5
SEKN 42AFSN	MSEKN425N	0.500	0.125	-	-							●	
SEKN 42AFSN-11	MSEKN425N11	0.500	0.125	-	-							●	
SEKN 42AFSN-HCM	MSEKN425NHCM	0.500	0.125	-	-							●	
SEKN 42AFSN-SCM	MSEKN425NSCM	0.500	0.125	-	-							●	
SEKN 53AFSN	MSEKN535N	0.625	0.188	-	-							●	
SEKN 53AFSN-11	MSEKN535N11	0.625	0.188	-	-							●	

SPG



Description	EDP Code	L	L	T	r	GP201	AT202	AG6M	P56M	G55M	P5M	GP5	AT5
SPG 422	MSG422	0.500	0.500	0.125	0.031							●	
SPG 423	MSG423	0.500	0.500	0.125	0.047							●	
SPG 633	MSG633	0.750	0.750	0.187	0.047							●	
SPG 634	MSG634	0.750	0.750	0.187	0.062							●	

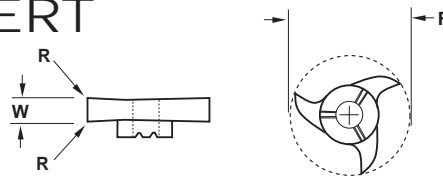
TPG



Description	EDP Code	I	T	R	C3	C56	AG6M	P56M	G55M	P5M	GP5	AT5
TPG 321	MTG321	0.620	0.125	0.015		●					●	
TPG 322	MTG322	0.620	0.125	0.031	●	●					●	
TPG 431	MTG431	0.866	0.187	0.015		●					●	
TPG 432	MTG432	0.866	0.187	0.031		●					●	
TPG 433	MTG433	0.866	0.187	0.047		●					●	

MILL GROOVING INSERT

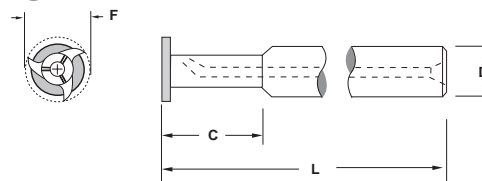
TFMG
Grooving



Description	EDP Code	W	D.O.C.	R	F	GP22
TFMG-039W	9MG039O3	0.039	.177	-	0.854	●
TFMG-056W	9MG056O3	0.056	.177	-	0.854	●
TFMG-062W	9MG062O3	0.062	.177	0.008	0.854	●
TFMG-078W	9MG078O3	0.078	.177	0.008	0.854	●
TFMG-094W	9MG094O3	0.094	.177	0.008	0.854	●
TFMG-125W	9MG125O3	0.125	.177	0.008	0.854	●
TFMG-187W	9MG187O3	0.187	.177	0.008	0.854	●
TFMG-250W	9MG250O3	0.250	.177	0.008	0.854	●

MILL GROOVING HOLDER

TFM



Description	EDP Code	C	L	D	F	Insert Screw
TFM-7-12M-100C	9CMI712M100	Straight shank	100mm	12mm	0.854	SD25
TFM-7-12M-130C	9CMI712M130	Straight shank	130mm	12mm	0.854	SD25
TFM-7-16M-42C	9CMI716M42	42mm	100mm	16mm	0.854	SD25
TFM-7-16M-60C	9CMI716M60	60mm	130mm	16mm	0.854	SD25
TFM-7-16M-85C	9CMI716M85	85mm	160mm	16mm	0.854	SD25
TFM-7-500-394C	9CMI7500394	Straight shank	3.94	0.500	0.854	SD25
TFM-7-500-512C	9CMI7500512	Straight shank	5.12	0.500	0.854	SD25
TFM-7-625-165C	9CMI7625165	1.650	3.94	0.625	0.854	SD25
TFM-7-625-236C	9CMI7625236	2.630	5.12	0.625	0.854	SD25
TFM-7-625-335C	9CMI7625335	3.350	6.30	0.625	0.854	SD25



Mill Grooving - TFMG



Workpiece Group	Recommended Speed & Feed rate - inch/rev (mm/rev)	
	Cutting Speed (sfpm)	Feed Rate (fpt)
Free Machining Carbon Steels	600 - 700	.010 - .016
Plain Carbon Steels	600 - 700	.010 - .016
Alloy Steels 190-330 HB	350 - 450	.010 - .016
Alloy Steels 330-450 HB	350 - 450	.010 - .016
Martensitic/Ferritic Stainless Steel 400 Series	200 - 400	.010 - .016
Austenitic Stainless 300 Series	350 - 550	.010 - .016
Gray Cast Iron 190-330 HB	300 - 350	.012 - .020
Gray Cast Iron 330-450 HB	300	.012 - .020
Alloy / Ductile Irons	200 - 300	.012 - .020
Free Machining Aluminum Alloys	500 - 2300	.012 - .020
High-Silicon Aluminum Alloys	450 - 900	.012 - .020
Copper / Zinc / Brass	120 - 450	.012 - .020
Non-Metallics	120 - 300	.012 - .020
High Temperature Alloys 200-260 HB	100 - 250	.004 - .010
High Temperature Alloys 260-450 HB	80 - 130	.003 - .008
Titanium Alloys (Ti 6Al-4V)	80 - 130	.003 - .008
Hardened Materials 48-65 HRC	---	---

Rigid ▸ Very Rigid*

* For not rigid set ups start at .0005 fpt

