



# SWISS TOOLING

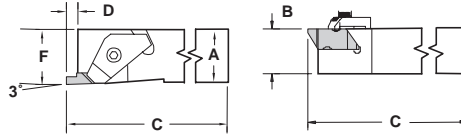
## EXTERNAL HOLDER (METRIC)

THREADING, GROOVING

FLASR/L

*Design for Swiss machines*

SEE FLO-LOCK SECTION FOR COMPLETE INSERT OFFERING



RH SHOWN

RH Holder uses RH Inserts

*Most holders available with coolant port  
(ie: Add CP to end of description)*

Description	EDP Code	Insert	A	B	C	D	F	Clamp Screw	
								Clamp	Screw
FLASR-1010M2	92711008	FL_-2R	10,0	10,0	150,0	3,51	10,0	TF-182	S-310
FLASL-1010M2	92661008	FL_-2L	10,0	10,0	150,0	3,51	10,0	TF-183	S-310
FLASR-1212M2	92711208	FL_-2R	12,0	12,0	150,0	3,51	12,0	TF-182	S-310
FLASL-1212M2	92661208	FL_-2L	12,0	12,0	150,0	3,51	12,0	TF-183	S-310
FLASR-1616M2	92711608	FL_-2R	16,0	16,0	125,0	3,51	16,0	TF-184	S-412
FLASR-1616M3	92711616	FL_-3R	16,0	16,0	125,0	5,31	16,0	TF-184	S-412
FLASL-1616M3	92661616	FL_-3L	16,0	16,0	125,0	5,31	16,0	TF-185	S-412


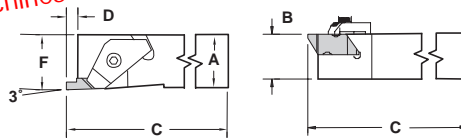
## EXTERNAL HOLDER (INCH)

THREADING, GROOVING

FLASR/L

*Design for Swiss machines*

SEE FLO-LOCK SECTION FOR COMPLETE INSERT OFFERING



RH SHOWN

RH Holder uses RH Inserts

*Most holders available with coolant port  
(ie: Add CP to end of description)*


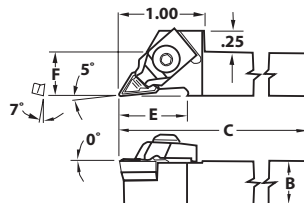
Description	EDP Code	Insert	A	B	C	F	D	Clamp Screw	
								Clamp	Screw
FLASR-062D	92900608D	FL_-2R	3/8	3/8	6	.375	.138	TF-182	S-310
FLASL-062D	92650608D	FL_-2L	3/8	3/8	6	.375	.138	TF-183	S-310
FLASR-082D	92900808D	FL_-2R	1/2	1/2	6	.500	.138	TF-182	S-310
FLASL-082D	92650808D	FL_-2L	1/2	1/2	6	.500	.138	TF-183	S-310
FLASR-102B	92901008B	FL_-2R	5/8	5/8	4-1/2	.625	.138	TF-184	S-412
FLASR-083D	92650816D	FL_-3R	1/2	1/2	6	.500	.210	TF-184	S-412
FLASR-103B	92901016B	FL_-3R	5/8	5/8	4-1/2	.625	.210	TF-184	S-412
FLASL-103B	92651016B	FL_-3L	5/8	5/8	4-1/2	.625	.210	TF-185	S-412

## EXTERNAL HOLDER (INCH)

PROFILING

FLKL-F

SEE PROFILING SECTION FOR COMPLETE INSERT OFFERING



RH SHOWN

RH Holder uses RH Inserts

*Most holders available with coolant port  
(ie: Add CP to end of description)*

Description	EDP Code	Insert	A	B	C	E	F	PARTS			
								Seat	Seat Screw	Clamp	Clamp Screw
FLKLCRF-0805D	93150829D	FLPR-5_	1/2	1/2	6	.750	.500	SM-285	S-959	CM180	S-524
FLKLCLF-0805D	93140829D	FLPL-5_	1/2	1/2	6	.750	.500	SM-286	S-959	CM181	S-524
FLKLCRF-1005B	93151029B	FLPR-5_	5/8	5/8	4-1/2	.750	.625	SM-285	S-959	CM180	S-524
FLKLCLF-1005B	93141029B	FLPL-5_	5/8	5/8	4-1/2	.750	.625	SM-286	S-959	CM181	S-524



## EXTERNAL HOLDER (METRIC)

THREADING, GROOVING

AL

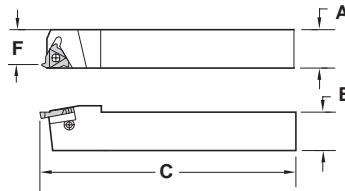
*Design for Swiss machines*



RH SHOWN

RH Holder uses RH Inserts

SEE LAYDOWN SECTION FOR COMPLETE INSERT OFFERING



Most holders available with coolant port  
(ie: Add CP to end of description)

Description	EDP Code	Insert	A	B	C	F	Insert Screw	Seat Screw	Wrench	Seat
AL0808M2R	916108321	11ER	8,0	8,0	100,0	11,0	SN2	---	K2	---
AL1010M2R	916110321	11ER	10,0	10,0	100,0	10,0	SN2	---	K2	---
AL1616M3R	916116361	16ER	16,0	16,0	100,0	16,0	SA3	SY3	K3	YE3
AL1616M3L	916116362	16EL	16,0	16,0	100,0	16,0	SA3	SY3	K3	YI3
AL2020M3R	916120361	16ER	20,0	20,0	128,6	20,0	SA3	SY3	K3	YE3
AL2020M3L	916120362	16EL	20,0	20,0	128,6	20,0	SA3	SY3	K3	YI3
AL2525M3R	916125361	16ER	25,0	25,0	153,6	25,0	SA3	SY3	K3	YE3
AL2525M3L	916125362	16EL	25,0	25,0	153,6	25,0	SA3	SY3	K3	YI3

## EXTERNAL HOLDER (INCH)

THREADING, GROOVING

AL

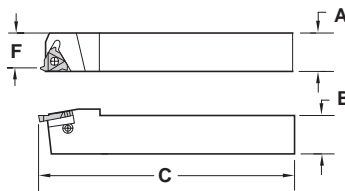
*Design for Swiss machines*



RH SHOWN

RH Holder uses RH Inserts

SEE LAYDOWN SECTION FOR COMPLETE INSERT OFFERING



Most holders available with coolant port  
(ie: Add CP to end of description)

Description	EDP Code	Insert	A	B	C	E	F	Insert Screw	Seat Screw	Wrench	Seat
AL0500-3R	916050361	16ER	1/2	1/2	5	1.15	.63	SA3	SY3	K3	YE3
AL0500-3L	916050362	16EL	1/2	1/2	5	1.15	.63	SA3	SY3	K3	YI3
AL0625-3R	916052361	16ER	5/8	5/8	5	1.15	.63	SA3	SY3	K3	YE3
AL075-3R	916056361	16ER	3/4	3/4	5	1.2	.75	SA3	SY3	K3	YE3
AL075-3L	916056362	16EL	3/4	3/4	5	1.2	.75	SA3	SY3	K3	YI3
AL100-3R	916064361	16ER	1	1	6	1.2	1.0	SA3	SY3	K3	YE3
AL100-3L	916064362	16EL	1	1	6	1.2	1.0	SA3	SY3	K3	YI3
AL100-4R	916064401	22ER	1	1	6	1.42	1.0	SA4	SY4	K4	YE4
AL100-4L	916064402	22EL	1	1	6	1.42	1.0	SA4	SY4	K4	YI4
AL125-4R	916068401	22ER	1-1/4	1-1/4	7	1.42	1.250	SA4	SY4	K4	YE4
AL125-5R	916068441	27ER	1-1/4	1-1/4	7	1.57	1.250	SA5	SY5	K5	YE5
AL125-5L	916068442	27EL	1-1/4	1-1/4	7	1.57	1.250	SA5	SY5	K5	YI5